


Description

90.300 UniMix 2K DTM 80 % Glossy Binder is used to produce polyurethane coatings based on PU 2K technology, which can be applied direct onto substrates and combine the features of a primer as well as the quality of the topcoat.

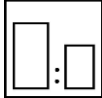
Features

- gloss levels of approximately 80 to 85 % (60° angle)
- one layer system directly on metal
- high thickness: up to 300 µm of wet film
- can be applied with airless, air-assisted airless, conventional or HVLP methods
- good adhesion on various substrates (bare steel, aluminium, galvanised steel, fibre reinforced plastic)
- high coverage power in combination with UniMix tinting system


Substrate preparation

	<u>Substrate</u>	<u>Sanding</u>	<u>Degreasing</u>
	Cast Iron:	P80 - 120 (dry) SA2 ½ sandblasting	All surfaces need to be thoroughly cleaned, dried and degreased with appropriate anti-silicone cleaner.
	Bare steel :	P80 - 120 (dry) or shot blast	
	Phosphated steel:	Matting paste + matting cloth	
	Galvanized steel:	Matting paste + matting cloth	
	Light alloys:	P280 - 320 (dry)	
	Fiber reinforced plastic:	P240 (dry)	
<p>The product shows direct adhesion on metals without a previous primer application. Because of the variety of substrates is always better to perform some preliminary tests before final application.</p> <p>It is recommended to use appropriate primer (epoxy, etch, etc.) to optimize adhesion and corrosion protection on aluminium and galvanized steel surfaces.</p> <p>In case of sandblasting the surface, paint job must be done immediatelly after sand blasting.</p>			


Mixing ratio

	<u>Airless</u>		<u>Spray gun</u>	
				
Mixing ratio: (weight)	Mixed colour	1000	Mixed colour	1000
	2K Hardener (9230/9250/9270)	250	2K Hardener (9230/9250/9270)	250
	Thinner 7050	0 - 40	Thinner 7050	40 - 280
Mixing ratio: (volume)	Mixed colour	3	Mixed colour	3
	2K Hardener (9230/9250/9270)	1	2K Hardener (9230/9250/9270)	1
	Thinner 7050	0 – 5 %	Thinner 7050	5 – 20 %

Application

	<u>Airless</u>	<u>Spray gun</u>
		
Spray gun set up:	9 - 11/120 – 140 bar	1,2 - 1,4 mm / 2 – 2,5 bar HVLP 2 bar
Number of layers:	1 – 2	2 – 3
Flash-off (20 °C/68 °F):	10 – 15 min	5 – 10 min
Minimum thickness for best corrosion protection:	200 µm	200 µm
Viscosity (DIN 4 at 20 °C/68 °F):	16 – 18 s	20 – 25 s
Overcoating (20 °C/68 °F):	UniMix DTM coating is possible to overcoat with the same DTM coating in 15 minutes from first application or 6h after first application. When the material is completely dry (24h) the surface needs to be sandend.	

Drying

	Dust dry (20 °C/68 °F):	20 – 30 min
	Touch dry (20 °C/68 °F):	2 – 4 h
	Totally dry (20 °C/68 °F):	24 h
	Totally dry (60 °C/140 °F):	30 min
	Potlife (20 °C/68 °F):	2 h
	Dry film thickness:	60 – 100 µm
	Higher thickness can be achieved with additional coats. This may extend the drying time.	

Technical information

Theoretic yield:	8 m ² /kg of ready for use product gives 80 µm thick dry film
Maximum chemical resistance:	after 7 days
Film appearance:	glossy; 80 – 85 % (60°angle)
Adhesion (ASTM D 3359):	B = 5 on surfaces treated like above reported

VOC of mixed colour

2004/42/IIA(j)(500)<500

Health and safety

For Health, Safety and Environmental instructions please refer to relevant Safety Data Sheets and labels on the cans. Storage conditions should also be considered.

Article no.	Description	Volume	Packaging
90.300	UniMix 2K DTM 80% Glossy Binder	/	20 kg

Additional information

FOR PROFESSIONAL USE ONLY!

Always read the instructions.

IMPORTANT: This product contains hazardous substances at work so it is necessary to always use/wear appropriate protective equipment. For further instructions, check the label on the product and safety data sheet. A person who uses the product for any purpose other than recommended in this technical data sheet, acts at his own risk. It is the user's responsibility to take all necessary steps to fulfil the local legislation.

Materials described are designed for application by professional, trained personnel using proper equipment and are not intended for sale to the general public.

Information and methods described are based on the best information and practices known to us and serve merely as guidelines for optimal use, without liability to performance, results or fitness for any intended use. We do not accept any responsibility for the behaviour of the product or damage arising from the use of the product. Before using the product, the user must check if this is the latest version.

All products mentioned in this data sheet are trademarks owned by Silco.